


LPKF ProtoPrint S and ProtoPrint S RP Solder Paste Printers

Product:	LPKF ProtoPrint S	LPKF ProtoPrint S RP
Part no.:	127067	127066
Ordering info:	See front sleeve	

**The LPKF ProtoPrint S is available in two versions:
ProtoPrint S for printing with stainless steel stencils,
ProtoPrint S RP for polyimide stencils.**



When populating PCBs with tiny SMD components the developer relies on an accurate solder paste application. Large numbers of solder deposits are easiest and quickest applied by stencil print. The ProtoPrint S LPKF provides an accurate manual stencil print for SMT prototypes and small batches.

Its superior positioning accuracy, ease-of-use and usability of milled polyimide stencils are impressive. The SMD fine-pitch print, accurate parallel separation of stencil and PCB and simple stencil frame clamping guarantee a state of the art stencil print. Before the PCBs are produced a test film is printed – to easily verify the expected print result and fine tuning.


The LPKF ProtoPrint S features a LPKF ZelFlex frame but is also compatible with many other stencil frames.

The LPKF ProtoPrint S RP features a LPKF ZelFlex frame with adapter for directly inserting size DIN A4 polyimide stencils. The polyimide stencils can be produced on an LPKF ProtoMat.

- SMD fine-pitch print to 0.3 mm
- Parallel stencil separation
- Prints assembled double-sided PCBs
- Compatible with many stencil frames
- Test film print
- Screen printing, applying adhesives
- Optional vacuum table for securing rigid and flexible PCBs

SMD fine-pitch print

The precision multi-dimensional settings (X, Y, Z, distance and rotation of PCB and stencil) via micrometer screws are the basis for outstanding print results. The resolution up to a grid size of 0.3 mm/12 mil (polyimide stencils 0.65 mm/25 mil) fits in the ultra-fine pitch range. The lever arm developed specifically for speed-controlled parallel separation of PCB and stencil allows the ultra-fine pitch print. The print height can be precisely adjusted with micrometer screws.




Intelligent nesting pins

The LPKF ProtoPrint S features freely adjustable PCB nesting pins, allowing the backside of assembled PCBs to be printed. Stencil frames such as the LPKF ZelFlex can easily be set with height- and length-adjustable fixing clamps. Test film printing makes it easy to set up new print jobs.



The LPKF ProtoPrint S RP, unlike the ProtoPrint S, includes a ZelFlex frame with adapter for use with polyimide stencils up to a size of 210 mm x 297 mm (A4).



Accessories

The LPKF stencil printers can be upgraded with additional squeegees, mechanical or pneumatic stretching frame and special material feeders. These and other options are shown starting on page 67.

Technical Specifications:	LPKF ProtoPrint S	ProtoPrint S RP
Part no.	127067	127066
Frame dimensions	<ul style="list-style-type: none"> • Width to 430 mm (16.9") • Length adjustable from 420 mm to 520 mm (16.5" to 20.5") • Height adjustable from 20 mm to 40 mm (0.8" to 1.6") 	
Max. print area	260 mm x 330 mm (10.2" x 13")	164 mm x 230 mm (6.5" x 9.1")
Print type	Manual	
Print table adjustment	X and Y ± 10 mm (0.4"/400 mil), $\vartheta \pm 5^\circ$	
Max. PCB thickness	5 mm (0.2"), optionally thicker	
Frame type	Zelflex QR 362 mm x 480 mm (14.3" x 18.9")	Zelflex QR 266 mm x 380 mm with adapter (10.5" x 15")
Squeegee type	Hand squeegee, rubber, 260 mm (10.2")	Hand squeegee, metal, 150 mm (5.9")
Accuracy (machine)	± 0.025 mm (± 1 mil)	
Double-sided print	Max. component height 15 mm (0.59")	
Dimensions (W x H x D)	850 mm x 180 mm x 530 mm (33.4" x 7.1" x 20.9")	
Weight	30 kg (66 lbs)	
Operating conditions	Temperature: 15 – 35 °C (59 – 95 °F); humidity: 30 – 80 %	

Technical specifications subject to change.